

2021-2022 IMPACT REPORT






TABLE OF CONTENTS

Program Overview	02
Program Goals	03
Program Impact	04
Detailed Outcomes & Data	05
Community Outreach Efforts	08
Team Funding	09
Sponsors	12

PROGRAM OVERVIEW

The Youth BEST Program is a four-hour course administered at schools and community sites to students in the 4th to 7th grades.

There is no cost to sites or students for the program. Bike Utah provides trained instructors, bicycles, helmets and all necessary equipment for the program. This allows for sites and students to participate regardless of financial access



The BEST curriculum addresses the benefits of riding a bicycle, rules of the road, helmet fitting, and bicycle safety checks as well as building confidence.

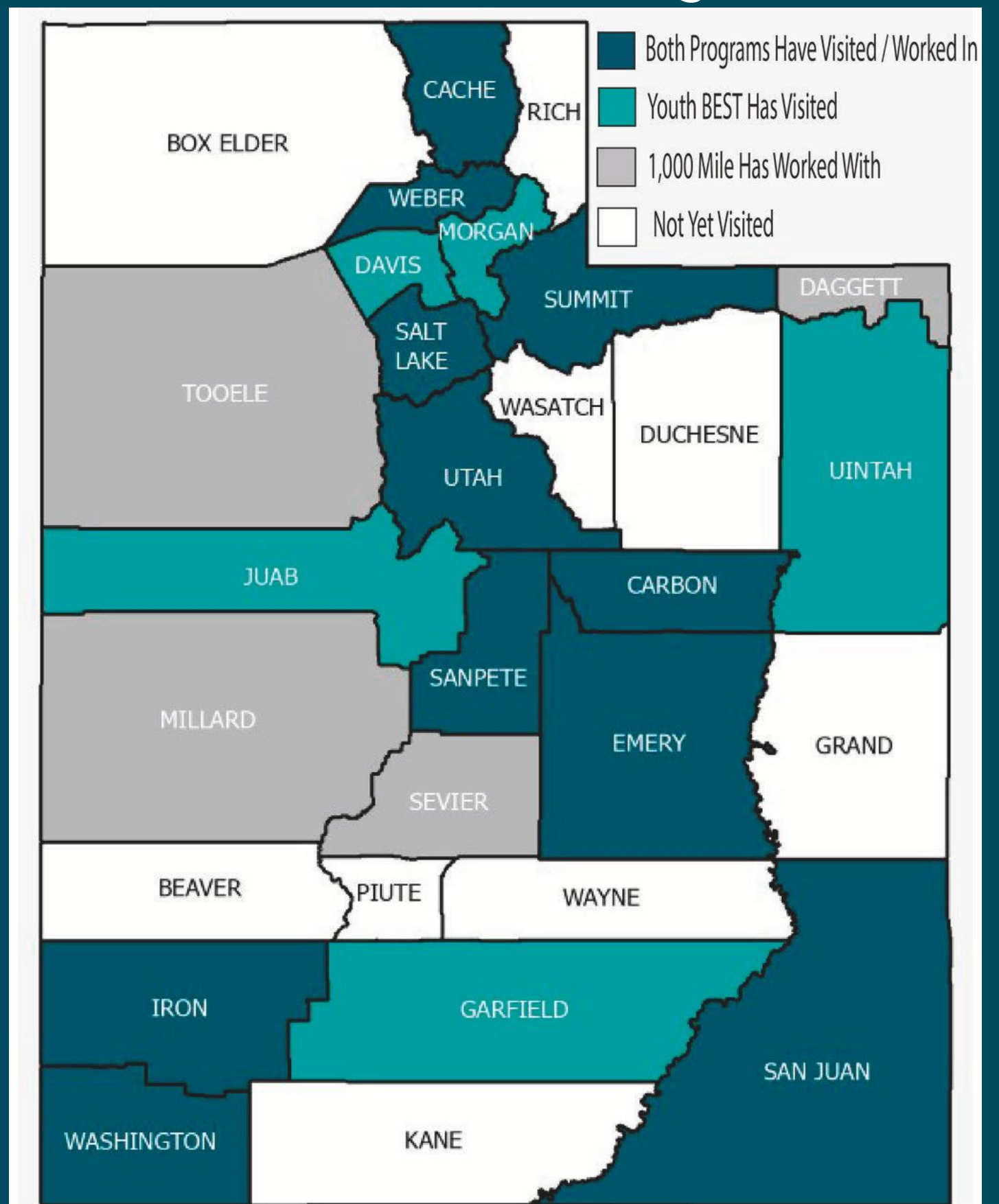
The program is administered statewide all year long. It seeks to accommodate the unique needs at schools and sites of various sizes, locations, and climates.



PROGRAM GOALS

The goal of the Bicycle Education and Safety Training (BEST) Program is to increase safe ridership among children and their families. We want to see more kids and families safely enjoying bikes and active transportation!

Youth BEST/1,000 Miles Program Reach



"My son is 10 and was afraid of learning to ride a bike, never wanted to. He tried it with Bike Utah at his school because they were so nice. Within 3 days he was riding with no training wheels and finally begging for a bike! We went out and got him one and he's been on it every day since."
 - Wright Elementary School Parent

Although we think it's a great start, kids need more than just our four hour program to keep them riding. Communities with safe, interconnected networks of bike lanes, paths, and trails provide the access and safety required to keep young folks and their families riding. Through a continued partnership and resource sharing with Bike Utah's 1,000 Mile Campaign, Bike Utah is supporting the development of those spaces in every county in Utah!

PROGRAM IMPACT



3,749 students were educated through our program at 51 sites around Utah.



71% increase in bicycle safety knowledge and 90% of students participated on rides on the roads of their schools' neighborhoods



26.2% increase in bicycling at participating schools.




52% of parents/guardians reported that their student is more interested in bicycling or walking to school post programming.



229 kids had the opportunity to learn how to ride a bicycle

"My student loved this program and talks about it often. He learned a lot of safety tips and can explain them well."
- Three Falls Elementary School parent



DETAILED OUTCOMES & DATA

Parent Surveys

PARENT SURVEYS INCLUDE QUESTIONS ADDRESSING BARRIERS TO CYCLING, WILLINGNESS TO LET THEIR STUDENT BIKE TO & FROM SCHOOL & THEIR STUDENT'S INTEREST IN CYCLING.

Grade level of student participants:

- 4th grade: 13.1%
- 5th grade: 57.1%
- 6th grade: 14.3%
- 7th grade: 8.3%
- Other: 7.1%

How far does your child live from school?

- Less than 1/4 mile: 13.1%
- 1/4 to 1/2 mile: 14.3%
- 1/2 to 1 mile: 13.1%
- 1 to 2 miles: 20.2%
- More than 2 miles: 39.3%
- Don't know: 1.6%

Does your student EVER walk or bike to school?

Yes: 38.1% No: 61.9%

Prior to Youth BEST Program, has your student asked to walk or bike to school in the last year?

Yes: 51.2%
No: 48.8%

After the bicycle education course, has your student shown any increased interest in walking or biking?

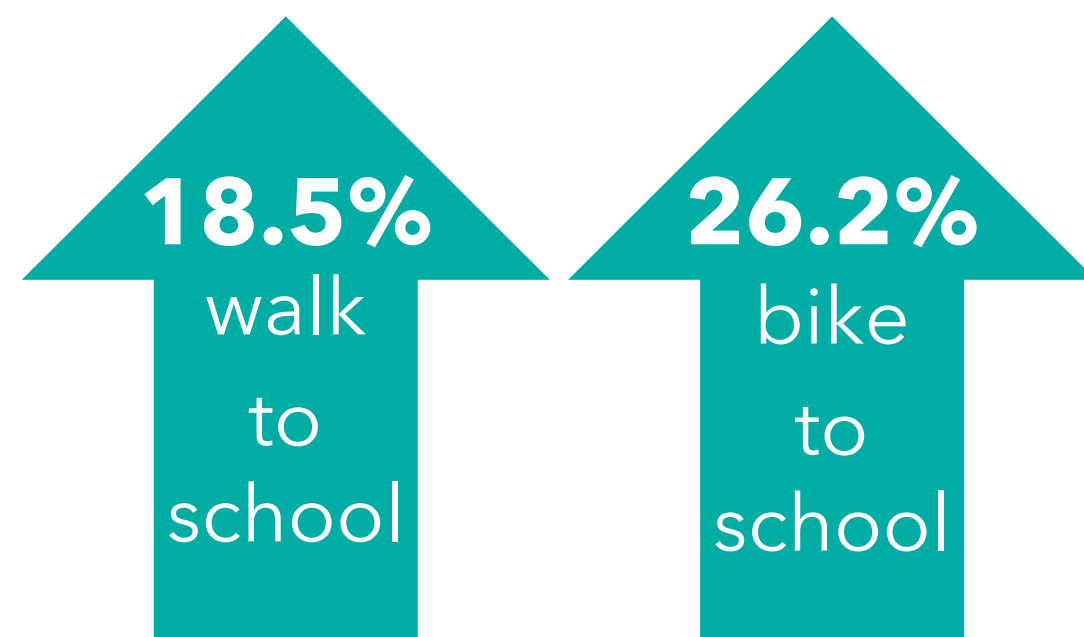
Yes: 52.4%
No: 47.6%

As a result of your student's participation in the Youth BEST Program, have you or any other members of your household been more interested in bicycling or walking?

Yes: 52.4%
No: 47.6%

Transportation Counts

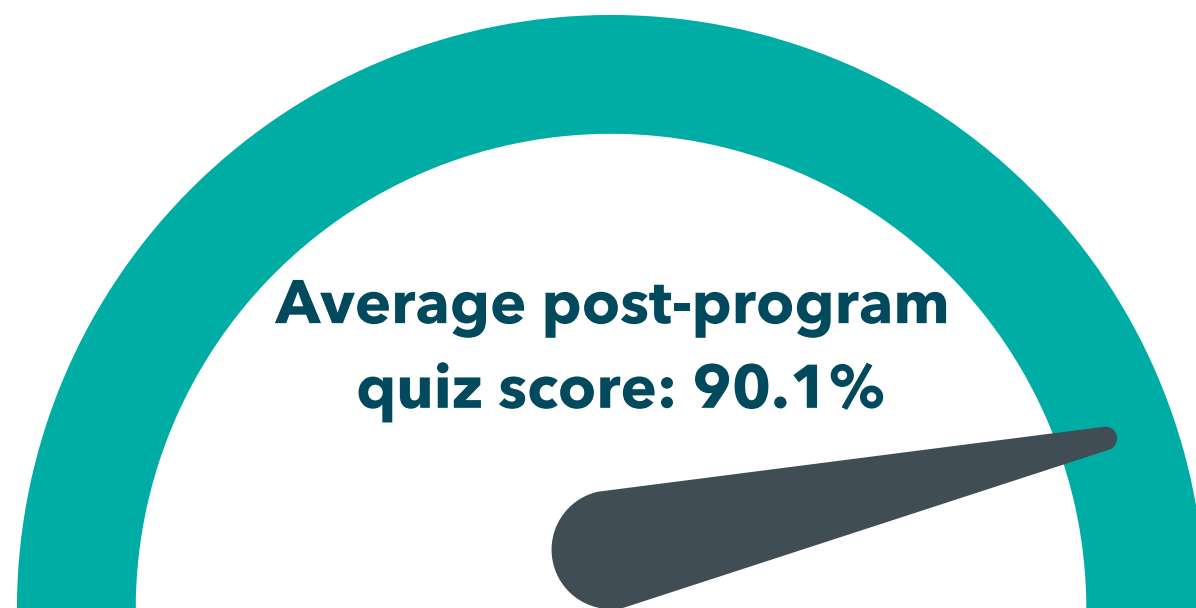
TEACHERS AND SITE COORDINATORS COMPLETE A PRE TALLY DURING THE FIRST WEEK OF YOUTH BEST AND POST TALLY AT LEAST ONE WEEK AFTER PROGRAMMING.



The week following the BEST program, there was an increase in the number of students who biked & walked to school.

Student Quizzes

PRE- AND POST-PROGRAM QUIZZES ARE COMPLETED BY ALL PARTICIPANTS IN ORDER TO ASSESS THE EFFECTIVENESS OF THE PROGRAM. THIS ASSESSMENT LOOKS AT UNDERSTANDING SAFE BICYCLING CONCEPTS.



Average pre-program quiz score: 52.5%
Percent change in quiz score: +71.7%

DETAILED OUTCOMES & DATA

Schools & Programs Where the Youth BEST Program was Administered

Mercy Housing Community Center - Kaysville

Camp GLOSS- Park City

Salt Lake Arts Academy- Salt Lake City

Wright Elementary- West Valley

Tolman Elementary- Bountiful

Copper Hills Elementary- Magna

West Valley Elementary- West Valley

Whittier Elementary- Salt Lake City

Garfield School- Salt Lake City

Horizon Elementary- Washington

Valley Academy- Hurricane

Uintah Middle School- Vernal

North Sanpete Middle School- Moroni

San Rafael Middle School- Ferron

Wellington Elementary- Wellington

Santa Clara Elementary- Santa Clara

Hurricane Elementary- Hurricane

Backman Elementary- Salt Lake City

Three Falls Elementary- Hurricane

Coral Canyon Elementary- Washington

Morningside Elementary- Salt Lake City

Hurricane Intermediate- Hurricane

Freedom Prep Academy- Provo

Bluff Elementary- Bluff

Elizabeth Academy- Salt Lake City

Escalante Valley Elementary- Beryl

Shadow Valley Elementary- Ogden

CCID Charter School- Providence

Wasatch Elementary- Salt Lake City

Timpanogos Elementary- Provo

Buffalo Pointe Elementary- Syracuse

Cedar North Elementary - Cedar City

Bryce Valley Elementary- Tropic

Red Cliffs Elementary- Nephi

Davis Elementary- Vernal

Kay's Creek Elementary- Kaysville

Centennial Elementary- Orem

Mountain Green Middle School- Mountain Green

Iron Springs Elementary- Cedar City

Bonneville Elementary- Orem

Utah International Charter School- Salt Lake City

Liberty Elementary- Salt Lake City

Ogden YMCA STEM Camp- Ogden

Club Y Junior Varsity Summer Camp- Salt Lake City

Ogden YMCA- Ogden

Leonardo Museum- Salt Lake City

Central City Recreation Center- Salt Lake City

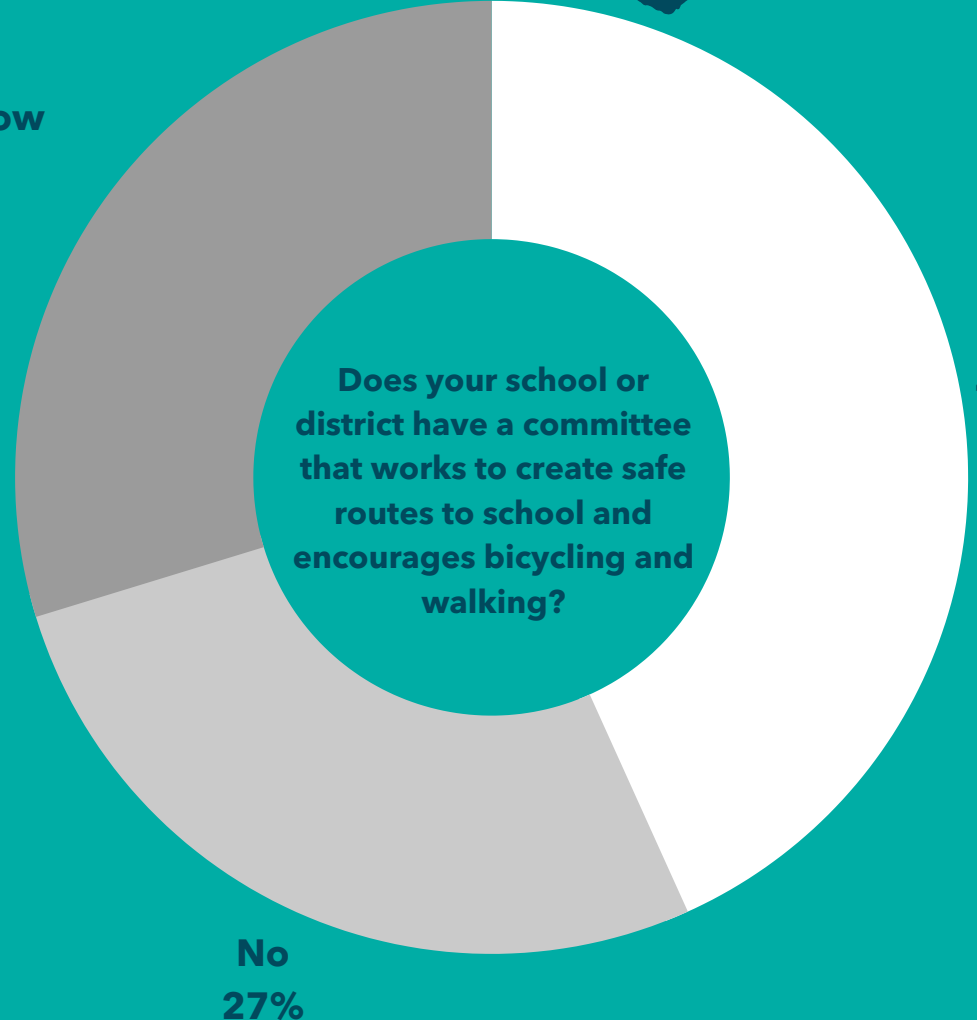
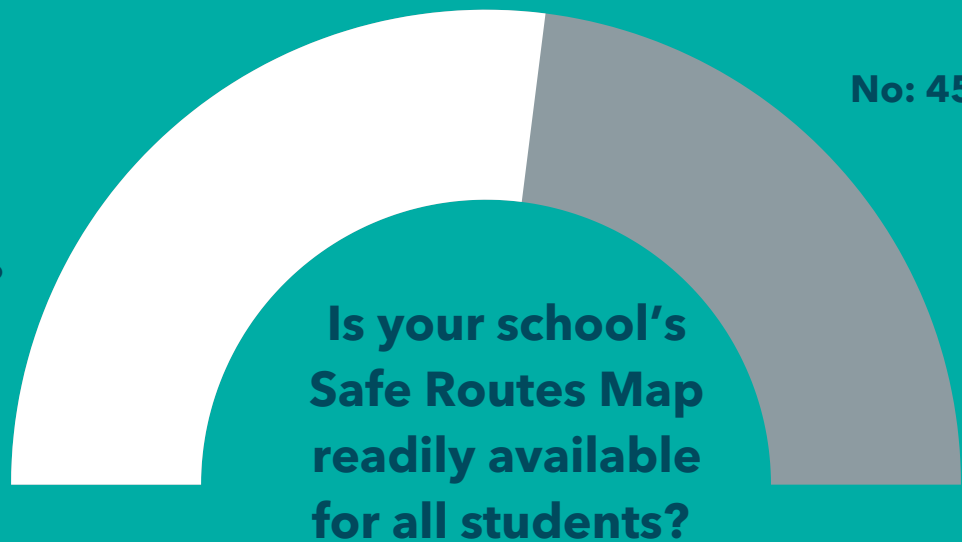
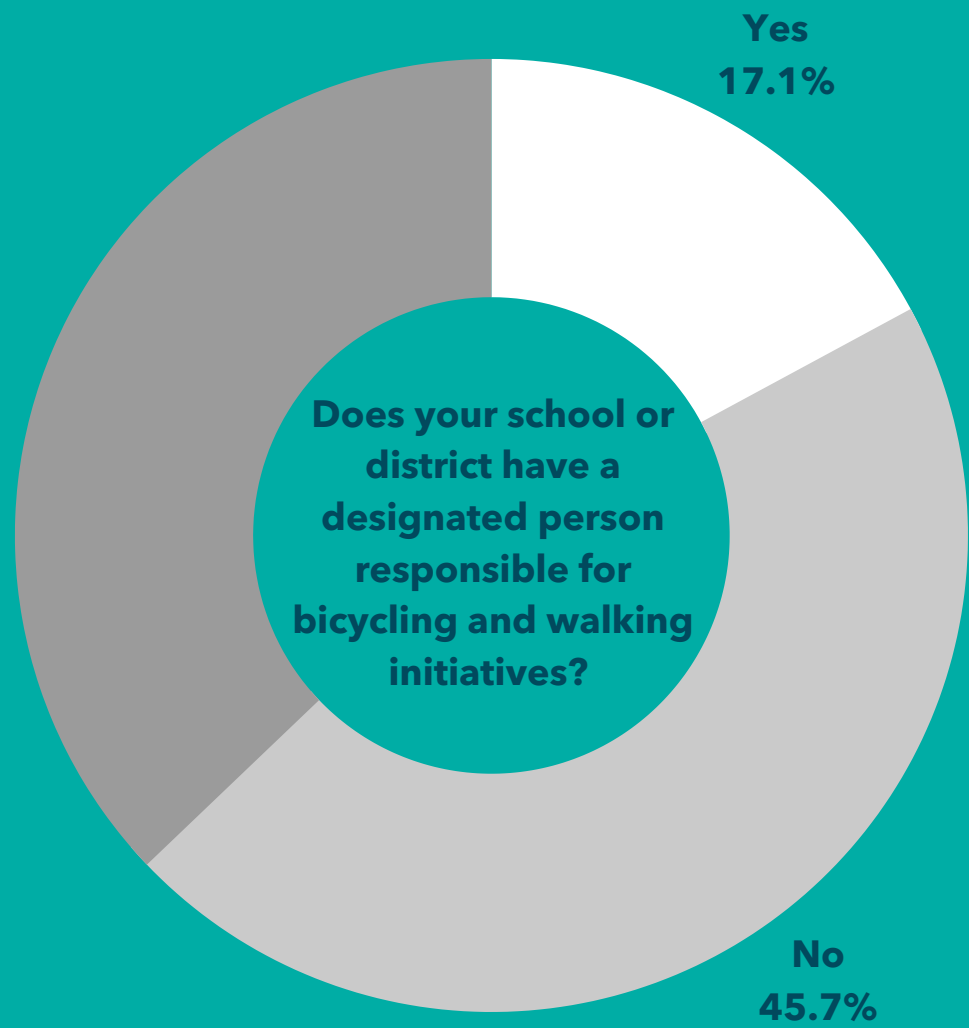
YMCA Taylorsville- Taylorsville



DETAILED OUTCOMES & DATA

School Bike/Walk Audits

AUDITS ARE COMPLETED BY A MEMBER OF THE ADMINISTRATION, A TEACHER, OR PARENT. THE AUDITS ALLOW US TO UNDERSTAND THE CURRENT SITUATION AT SCHOOLS AND HOW WE CAN BETTER SUPPORT BICYCLING AND WALKING. THIS DATA ALSO SHOWS THAT MANY SCHOOLS ARE NOT ACTIVELY WORKING TO PROMOTE BICYCLING AND WALKING.



COMMUNITY OUTREACH EFFORTS



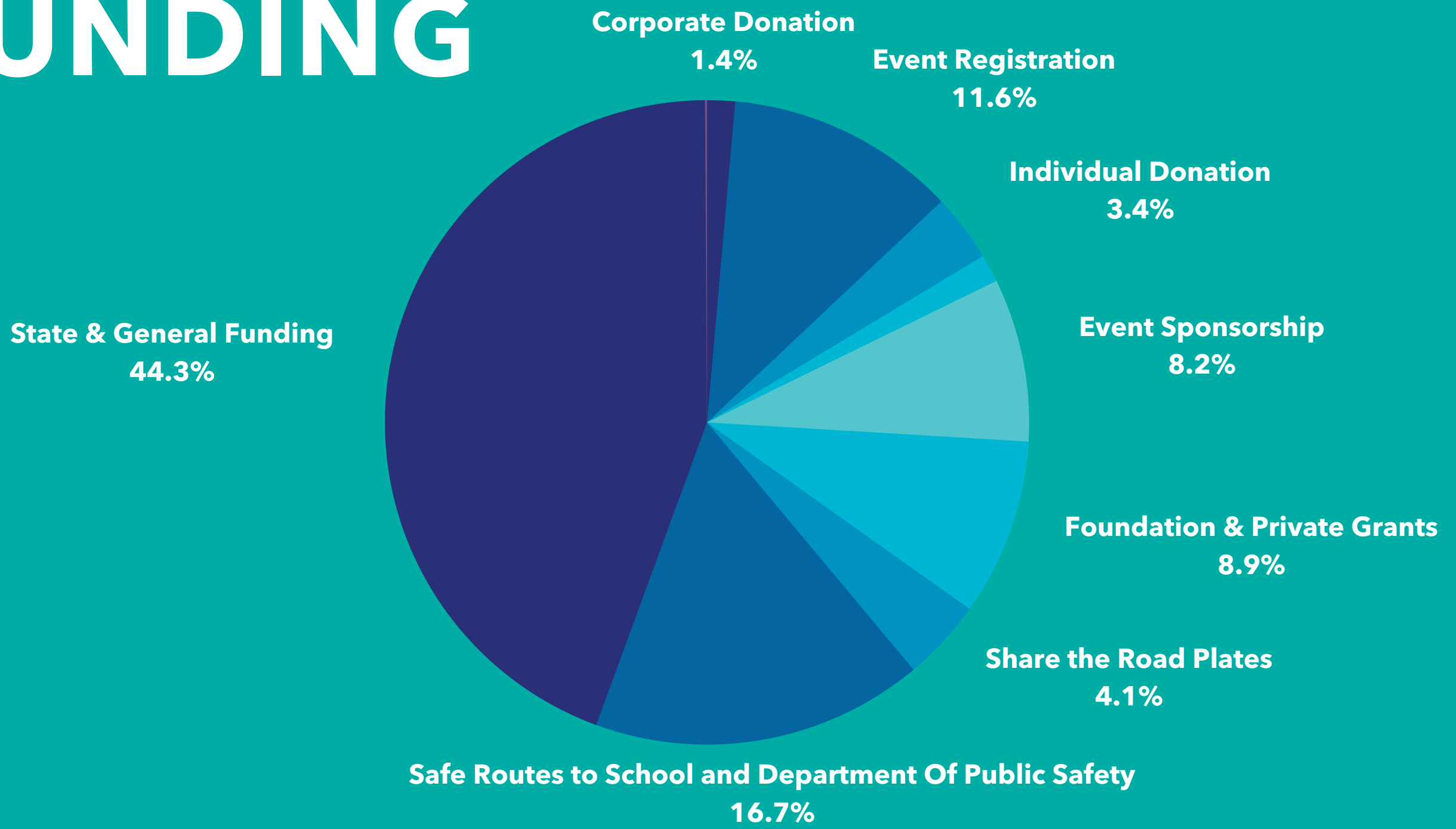
In 2022 Bike Utah launched a new initiative called Level Pedals. The goal of Level Pedals is to engage with communities throughout Utah to learn about their experiences in order to advocate for change together. The BEST team collaborated with the work of Level Pedals and engaged in a wide variety of community engagement activities this year. BEST will continue building these relationships to encourage access to safe riding opportunities for everyone.



BEST PARTICIPATED IN COMMUNITY OUTREACH AND ENGAGEMENT ACTIVITIES WITH THE FOLLOWING GROUPS THIS YEAR.

- Consulate of Mexico
- Riding on Insulin
- University of Utah
- Westminster College
- Midweek Mountain Bike Race Series
- The Front Climbing Club
- Hartland Community 4 Youth and Families
- Granger Community Church
- Juvenile Justice Services and Provo City School District

FUNDING



2022 Bike Utah Income

Corporate Donation	\$10,000
Event Registration	\$85,000
Individual Donation	\$25,000
Individual Membership	\$10,000
Event Sponsorship	\$60,000
Foundation & Private Grants	\$65,000
Share the Road Plates	\$30,000
State General Funding - Governor's Office of Economic Opportunity	\$325,000
Safe Routes to School and Department of Public Safety	\$122,000
Interest Income	\$200
Total	\$732,200

FUNDING




BEST Restricted Funds

State General Funding-Governor's Office of Economic Oppurtunity	\$200,000
Federal Funding-Department of Public Safety	\$122,000
Foundation and Private Grants	\$10,000
Total	\$332,000


EDUCATION TEAM




Ashley Carlson
Youth Education Director



Brigette Dunbeck
Program Coordinator



Meaghan Farrell
Program Coordinator



Julia Page
Program Coordinator



Seth Cauman
Program Coordinator



SPONSORS

THANK YOU TO OUR GENEROUS
GRANT SPONSORS AND DONORS!
WE COULD NOT DO THIS WITHOUT
YOU!



Utah Department of Transportation
Safe Routes to School



SORENSEN LEGACY FOUNDATION




Utah Department of Public Safety
Highway Safety Office



Wheeler Foundation
Funding Exceptional Dreams



UNION PACIFIC
FOUNDATION



DAVID KELBY
JOHNSON
MEMORIAL FOUNDATION



**Thank you
for a great
school year!**

